

ISA™

Invacare Stand Assist



Optimised design for comfortable transfers

Lower leg support | Extendable lifting arm | Ergonomic hand grips



Yes, you can.

An evolution in stand assist lifters

Our new versatile Invacare Stand Assist lifter has been designed to suit a range of users who require assistance during a transfer but can weight bear.

The new Invacare Stand Assist lifter provides **safety**, **comfort** and a more **pleasant experience** for clients. **ISA** is the product for those independent individuals who are in need of some assistance.

As a caregiver, usability is a fundamental element, which is why the new **ISA** has a **reduced, curved overall base dimension** and **reduced product weight**. In many cases, the caregiver may be a family member, and therefore the ease of use is imperative. Dismantling this product can be done without any tools, and thus transportation can be achieved fluidly.



Designed to offer the best lifting experience for client and carer

ISA features many options and accessories to adapt the lifter ergonomics to the **user's body shape** and dimensions.

Design improvements for clients

- ▶ **Ergonomic hand grips:** to fit the natural shape of the hand and position of the wrist.
- ▶ **Extendable lifting arm:** different length settings to suit the body height of various clients.
- ▶ **Lower leg support:** many height settings to fit with different lower leg dimensions.
- ▶ **Foot plate:** various models to accommodate a variety of users with foot size up to a 48 EU.

Design improvements for carers

- ▶ **Push bar:** shape and dimension based on the average elbow height and shoulder width of typical carer, to ensure smoothness and ease when manoeuvring.
- ▶ **Foot pedal:** non slippery and large surface for any shoe type with a hand lever for easy manual leg spread.

NEW

**EXCLUSIVE
FEATURES**

Extendable lifting arm

- ▶ The **TelescoLift** can be adjusted to nine different length positions for different client heights, offering **maximum flexibility**.

Ergonomic hand grips

- ▶ The unique design perfectly fits the natural shape of the hand for a **safe grip**.

Lower leg support

- ▶ The lower leg cushion provides six height positions with a swivel **ErgoSupport** option for **optimum comfort**.

Additional features

- ▶ **Foot plate:** three heights available with removable heel block and round shape for toilet approach.
- ▶ **Push bar and foot pedal:** ergonomic shape for easy lifter operation.
- ▶ **Sling hooks:** flexible and secured hooks for a quick, straightforward sling attachment.
- ▶ **Leg band:** padded accessory for extra comfort. Easy to exchange and washable.
- ▶ **Curved legs:** ergonomic shape for easy manoeuvring around chairs and toilet bases.



3 key features and benefits



◀ Ergonomic hand grips

Positioning the hands in a natural, comfortable and intuitive way

- Special shape with a curved angle, offering a more natural position for the hand.
- Adapted width for the average shoulder dimension, for minimal body strain.
- Soft touch material for comfort during transfer.



◀ Extendable lifting arm PATENT PENDING

Adapting the lifter to the client's height, condition and preference

- One flexible lifter with nine length positions, for lifting various clients.
- Easy to access lever with a self-locking mechanism for a fast and secure lift.
- The first position is very compact, offering easy storage.



◀ Lower leg support PATENT PENDING

Maintaining the lower legs with maximum comfort

- Simple one hand height adjustment with six positions, no tools required.
- Smooth foam cushions that can be easily replaced when needed.
- Now offering an ErgoSupport option, which follows the natural lower leg movement for optimum comfort.

Introducing the **ISA** family

A versatile product range of stand assist lifters for active transfers

ISA has four base models with different load capacities, dimensions, and accessories, from simple to more advanced lifters for both home care and long-term care clients.



ISA^{COMPACT}

Perfect for environment with limited space.

Weight (max safe working load) 140kg

User height (recommended size range) 1400-1800mm

ISA^{STANDARD}

Many options for high flexibility.

160kg

1500-1900mm

ISA^{PLUS}

Advanced, reliable and secure transfers.

180kg

1400-1900mm

ISA^{XPLUS}

Superior care to those plus size clients.

200kg

1400-2000mm

A range of configurations is available to meet the needs of your carer and client, such as mechanical or electrical leg spread, a fixed or swivelling lower leg support, different foot plate heights and several electronics options.

Available accessories:

- ▶ Two stand assist slings with two-point attachment or with four-point attachment and leg support in all sizes
- ▶ Leg band for improved stability
- ▶ Protective covers for legs
- ▶ Hand lever for manual leg spread
- ▶ Electronics: extra battery, wall charger, software



Technical data ▼

For more comprehensive pre-sales information about this product, including the product's user manual, please see your local Invacare website.

All measurements are taken with 100 mm castors, intermediate foot plate and 80kg person.
For 75 mm castors (COMPACT), reduce height measurements by 15 mm.
All measurements are taken with a tolerance of +3%.



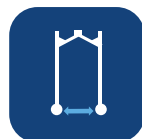
Safe working load ▼



Base length ▼



Base width ▼



Inside width legs closed ▼



Inside width legs opened ▼



Turning diameter ▼

	Safe working load ▼	Base length ▼	Base width ▼	Inside width legs closed ▼	Inside width legs opened ▼	Turning diameter ▼
ISA^{COMPACT}	140 kg	925 mm	535 mm	405 mm	735 mm	1060 mm
ISA^{STANDARD}	160 kg	1080 mm	635 mm	495 mm	960 mm	1260 mm
ISA^{PLUS}	180 kg	1220 mm	640 mm	480 mm	1020 mm	1400 mm
ISA^{PLUS}	200 kg	1280 mm	640 mm	480 mm	1020 mm	1430 mm




Product total weight ▼



Max height (with lifting arm shortened / extended) ▼



Lifting range (with lifting arm shortened / extended) ▼



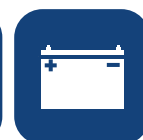
Ground clearance ▼



Height of legs* ▼



Lifting speed ▼



Working ability (lifts per charge)** ▼

	Product total weight ▼	Max height (with lifting arm shortened / extended) ▼	Lifting range (with lifting arm shortened / extended) ▼	Ground clearance ▼	Height of legs* ▼	Lifting speed ▼	Working ability (lifts per charge)** ▼
ISA^{COMPACT}	43 kg	1650 / 1800 mm	505 / 675 mm	35 mm	115 mm	46 mm/s	82
ISA^{STANDARD}	48 kg	1650 / 1800 mm	505 / 675 mm	35 mm	115 mm	46 mm/s	82
ISA^{PLUS}	49 kg	1650 / 1800 mm	505 / 675 mm	35 mm	115 mm	46 mm/s	82
ISA^{PLUS}	52 kg	1650 / 1800 mm	505 / 675 mm	35 mm	115 mm	46 mm/s	82

* With 5 mm protective covers
** With battery charge between 100% to 50%

Frame colour ▼



Light Grey:
mast, boom and lifting arm
RAL: 7035



Anthracite Grey:
base, legs and push bar
RAL: 7016

Please note: colours may vary slightly from those displayed above.

Regulatory data ▼



Tel: +41 61 487 70 70
hqeurope@invacare.com
www.invacare.eu.com

Invacare International GmbH
Benkenstrasse 260
4108 Witterswil
Switzerland

